









**Robotrad-p+, Robotrad-s, Robotrad-s Form, Robotrad-t**

**Auswechselbaren Formgittern mit rechteckigen oder viereckigen Teigform**

	Type	Teilung	Gewichtsbereich (gr) *	Abmessungen Teigstück (cm)	Kapazität (Stck./h) **
	1 x 3	3	667-2600	43.7 x 14.2	210
	1 x 4	4	500-1950	43.7 x 10.6	280
	2 x 2	4	500-1950	21.7 x 21.4	280
	1 x 5	5	400-1560	43.7 x	350




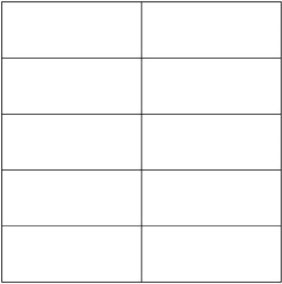
**Robotrad-p+, Robotrad-s, Robotrad-s Form, Robotrad-t**

**Auswechselbaren Formgittern mit rechteckigen oder viereckigen Teigform**

Type	Teilung	Gewichtsbereich (gr) *	Abmessungen Teigstück (cm)	Kapazität (Stck./h) **	
	1 x 6	6	333-1300	43.5 x 7.0	420
	2 x 3	6	333-1300	21.7 x 14.2	420
	1 x 7	7	286-1114	43.7 x 5.9	480
	1 x 8	8	250-975	43.5 x 5.2	550


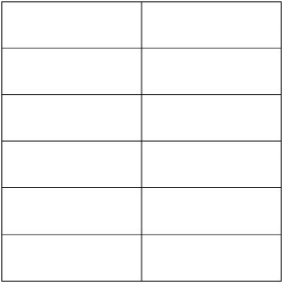

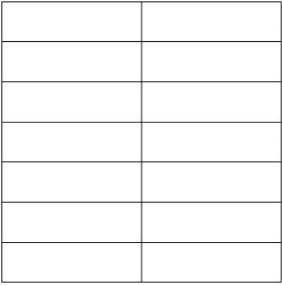
**Robotrad-p+, Robotrad-s, Robotrad-s Form, Robotrad-t**

**Auswechselbaren Formgittern mit rechteckigen oder viereckigen Teigform**

Type	Teilung	Gewichtsbereich (gr) *	Abmessungen Teigstück (cm)	Kapazität (Stck./h) **	
	2 x 4	8	222-867	21.7 x 10.6	550
	3 x 3	9	200-780	14.4 x 14.2	620
	1 x 10	10	200-780	43.5 x 4.1	690
	2 x 5	10	200-780	21.7 x 8.4	690


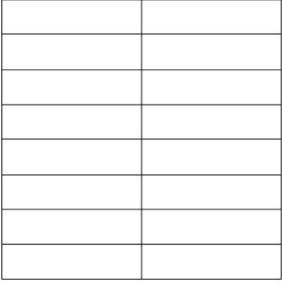

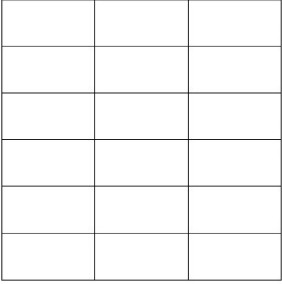
**Robotrad-p+, Robotrad-s, Robotrad-s Form, Robotrad-t**

**Auswechselbaren Formgittern mit rechteckigen oder viereckigen Teigform**

	Type	Teilung	Gewichtsbereich (gr) *	Abmessungen Teigstück (cm)	Kapazität (Stck./h) **
	1 x 12	12	167-650	43.7 x 3.3	830
	2 x 6	12	167-650	21.7 x 7.0	830
	3 x 4	12	167-650	14.4 x 10.6	830
	2 x 7	14	143-557	21.7 x 5.9	970

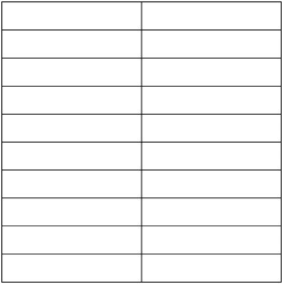

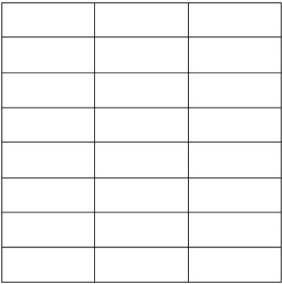
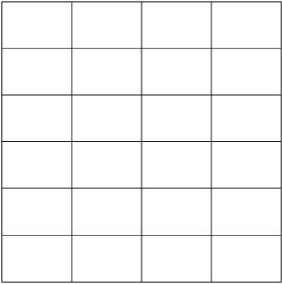
**Robotrad-p+, Robotrad-s, Robotrad-s Form, Robotrad-t**

**Auswechselbaren Formgittern mit rechteckigen oder viereckigen Teigform**

	Type	Teilung	Gewichtsbereich (gr) *	Abmessungen Teigstück (cm)	Kapazität (Stck./h) **
	3 x 5	15	133-520	14.4 x 8.4	1040
	2 x 8	16	125-488	21.7 x 5.2	1110
	4 x 4	16	125-488	10.7 x 10.6	1110
	3 x 6	18	111-433	14.4 x 7.0	1250

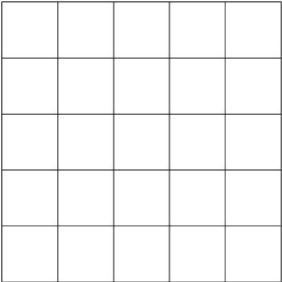
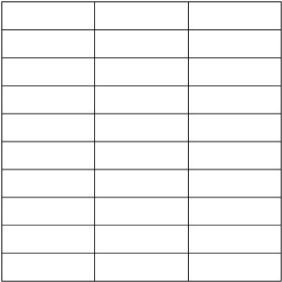
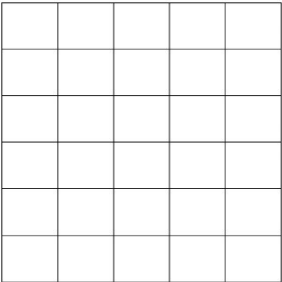
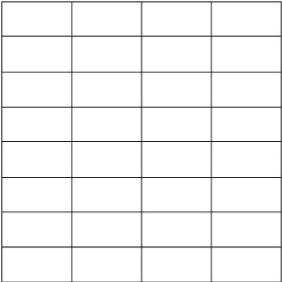
**Robotrad-p+, Robotrad-s, Robotrad-s Form, Robotrad-t**

**Auswechselbaren Formgittern mit rechteckigen oder viereckigen Teigform**

	Type	Teilung	Gewichtsbereich (gr) *	Abmessungen Teigstück (cm)	Kapazität (Stck./h) **
	2 x 10	20	100-390	21.7 x 4.1	1380
	4 x 5	20	100-390	10.7 x 8.4	1380
	3 x 8	24	83-325	14.4 x 5.1	1660
	4 x 6	24	83-325	10.7 x 7.0	1660

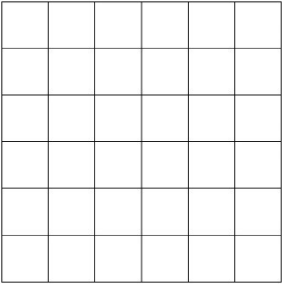
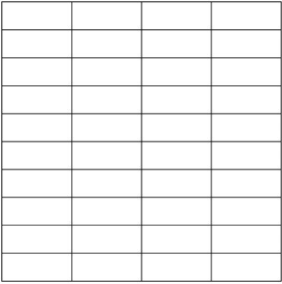
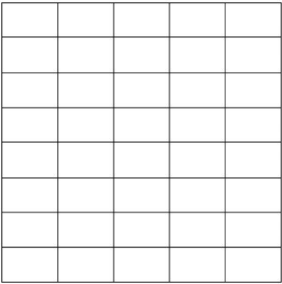
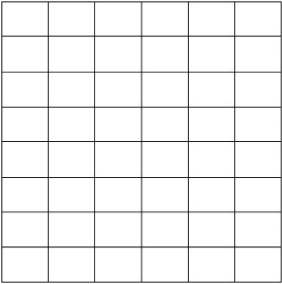
**Robotrad-p+, Robotrad-s, Robotrad-s Form, Robotrad-t**

**Auswechselbaren Formgittern mit rechteckigen oder viereckigen Teigform**

	Type	Teilung	Gewichtsbereich (gr) *	Abmessungen Teigstück (cm)	Kapazität (Stck./h) **
	5 x 5	25	80-312	8.5 x 8.4	1730
	3 x 10	30	67-260	14.4 x 4.1	2080
	5 x 6	30	67-260	8.5 x 7.0	2080
	4 x 8	32	63-244	10.7 x 5.2	2220

**Robotrad-p+, Robotrad-s, Robotrad-s Form, Robotrad-t**

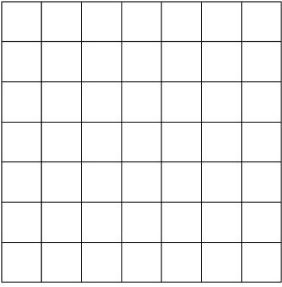
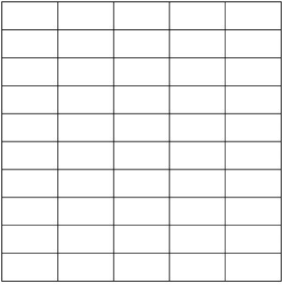
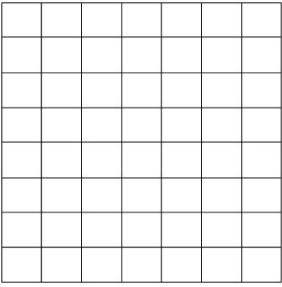
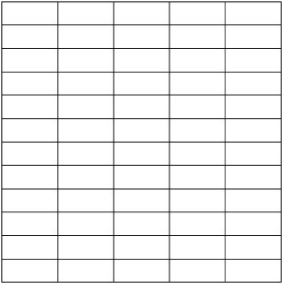
**Auswechselbaren Formgittern mit rechteckigen oder viereckigen Teigform**

	Type	Teilung	Gewichtsbereich (gr) *	Abmessungen Teigstück (cm)	Kapazität (Stck./h) **
	6 x 6	36	56-217	7.1 x 7.0	2480
	4 x 10	40	50-195	10.7 x 4.1	2770
	5 x 8	40	50-195	8.5 x 5.2	2770
	6 x 8	48	42-163	7.0 x 5.1	3320



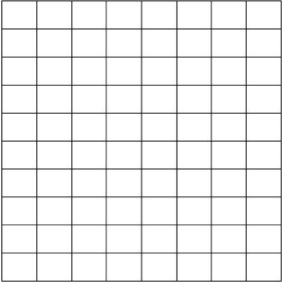
**Robotrad-p+, Robotrad-s, Robotrad-s Form, Robotrad-t**

**Auswechselbaren Formgittern mit rechteckigen oder viereckigen Teigform**

	Type	Teilung	Gewichtsbereich (gr) *	Abmessungen Teigstück (cm)	Kapazität (Stck./h) **
	7 x 7	49	41-159	6.0 x 5.9	3390
	5 x 10	50	40-156	8.5 x 4.1	3460
	7 x 8	56	36-139	6.0 x 5.1	3880
	5 x 12	60	33-130	8.5 x 3.3	4150

**Robotrad-p+, Robotrad-s, Robotrad-s Form, Robotrad-t**

**Auswechselbaren Formgittern mit rechteckigen oder viereckigen Teigform**

Type	Teilung	Gewichtsbereich (gr) *	Abmessungen Teigstück (cm)	Kapazität (Stck./h) **	
	8 x 10	80	25-98	5.3 x 4.1	5540

\* je nach Teigkonsistenz

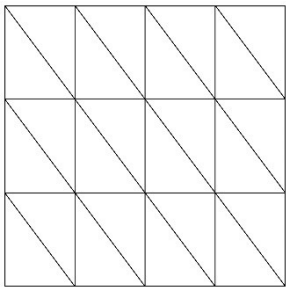
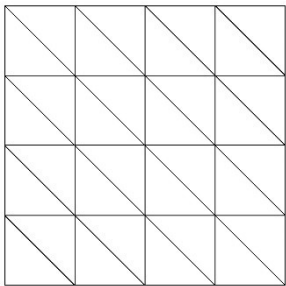
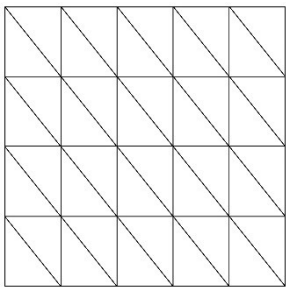

\*\* je nach Effizienz des Personals und der allg. Produktion

Teigkorb BxTxH 43.5 x 43 x 12 cm

Teigkapazität 2 - 8 kg

**Robotrad-p+, Robotrad-s, Robotrad-s Form, Robotrad-t**

**Auswechselbaren Formgittern mit dreieckigen Teigform**

Type	Teilung	Gewichtsbereich (gr) *	Abmessungen Teigstück (cm)	Kapazität (Stck./h) **	
	T24	24	83-325	14.0 x 10.5 x 17.5	1660
	T32	32	63-244	10.5 x 10.5 x 15.0	2220
	T40	40	50-195	10.5 x 8.5 x 13.5	2770
	T60	60	33-130	8.5 x 7.0 x 11.0	4150

\* je nach Teigkonsistenz

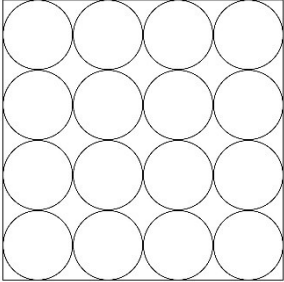
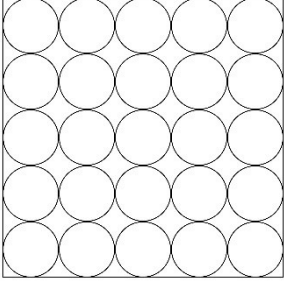

\*\* je nach Effizienz des Personals und der allg. Produktion

Teigkorb BxTxH 43.5 x 43 x 12 cm

Teigkapazität 2 - 8 kg

**Robotrad-p+, Robotrad-s, Robotrad-s Form, Robotrad-t**

**Auswechselbaren Formgittern mit runden Teigform**

	Type	Teilung	Gewichtsbereich (gr) *	Abmessungen Teigstück (cm)	Kapazität (Stck./h) **
	R16	16	88-344	d10.4	1110
	R25	25	56-220	d8.3	1730
	R36	36	44-170	d6.7	2490

\* je nach Teigkonsistenz




\*\* je nach Effizienz des Personals und der allg. Produktion

Teigkorb BxTxH 43.5 x 43 x 12 cm

Teigkapazität 2 - 8 kg

**Robotrad-s Form**

**Auswechselbaren profilierten Formgittern und Formplatten**

	Type	Teilung	Gewichtsbereich (gr) *	Abmessungen Teigstück (cm)	Kapazität (Stck./h) **
	1 x 6	6	333-1300	43.7 x 7.0	420
	1 x 8	8	250-975	43.7 x 5.1	550
	1 x 10	10	200-780	43.7 x 4.1	690

\* je nach Teigkonsistenz

\*\* je nach Effizienz des Personals und der allg. Produktion

Teigkorb BxTxH 43.5 x 43 x 12 cm

Teigkapazität 2 - 8 kg