

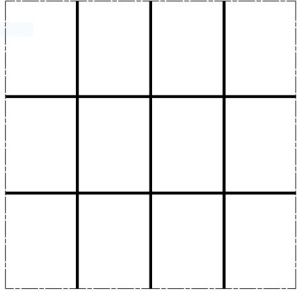
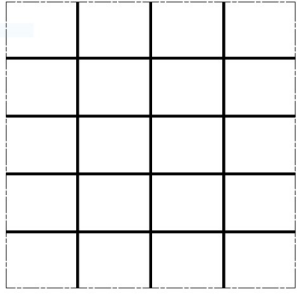
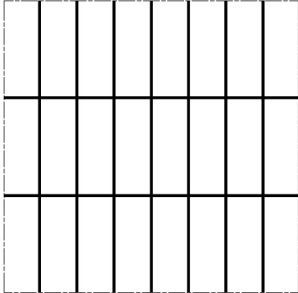






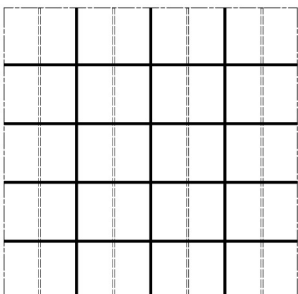
Robocut (S) / Robotrad-s / Robotrad-t : Verdeelschijf

	Type	Verdeling	Gewichtsbereik (gr) *	Afmeting deegstuk (cm)	Capaciteit (st./uur) **
Enkele verdeelschijf					
	S06	6 (2x3)	800-3340	21.7 x 14.2	675
	S10	10 (2x5)	480-2000	21.7 x 8.4	1,125
	S12	12 (4x3)	400-1670	10.7 x 14.2	1,350
	S20	20 (4x5)	240-1000	10.7 x 8.4	2,250

Robocut (S) / Robotrad-s / Robotrad-t : Verdeelschijf

	Type	Verdeling	Gewichtsbereik (gr) *	Afmeting deegstuk (cm)	Capaciteit (st./uur) **
	S24	24 (8x3)	200-840	5.3 x 14.2	2,700
	S40	40 (8x5)	120-500	5.3 x 8.4	4,500
Dubbele verdeelschijf					
	S06/12	06/12 (2x3) (4x3)	400-3340	21.7 x 14.2 10.7 x 14.2	675/1,350
	S10/20	10/20 (2x5) (4x5)	240-2000	21.7 x 8.4 10.7 x 8.4	1125/2250

Robocut (S) / Robotrad-s / Robotrad-t : Verdeelschijf

	Type	Verdeling	Gewichtsbereik (gr) *	Afmeting deegstuk (cm)	Capaciteit (st./uur) **
	S12/24	12/24 (4x3)/(8x3)	200-1670	10.7 x 14.2 5.3 x 14.2	1350/2700
	S20/40	20/40 (2x5)/(4x5)	120-1000	10.7 x 8.4 5.3 x 8.4	2250/4500

* afhankelijk van de samenstelling van het deeg

** afhankelijk van gebruik en efficiency

Afmetingen deegkuip BxDxH 43.5 x 43 x 12 cm

Deeg capaciteit 4.8 - 20 kg